



Cookie Cutter Bonanza©
Workshop with Debby Kratovil




Butterfly


Students select one of these 11 Cookie Cutter shapes to work with. All shapes can be cut from a single fabric rectangle cut 5-1/2" or 6" x 10-1/2" The background rectangles are a second cut. This is VERY fat quarter friendly. For a 4-6 block quilt, bring 1/2 yard EACH of two fabrics. For more blocks, bring more fabric. See supply list for more detail. Blocks finish to 10" x 10".




Trees




Fleur de Lis #1




Fleur de Lis #2




Flower #1



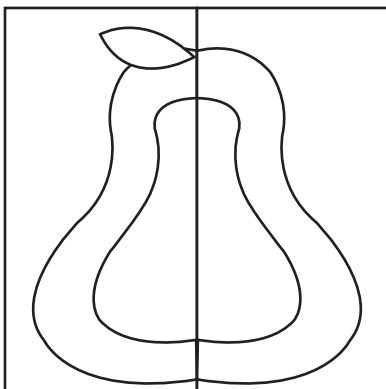
Hearts on Fire



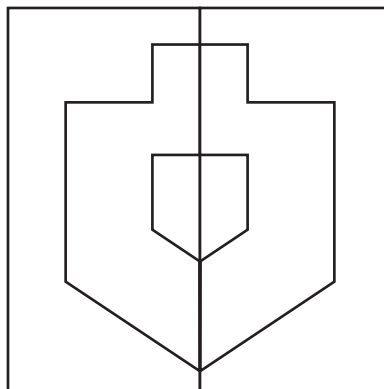
Leaves



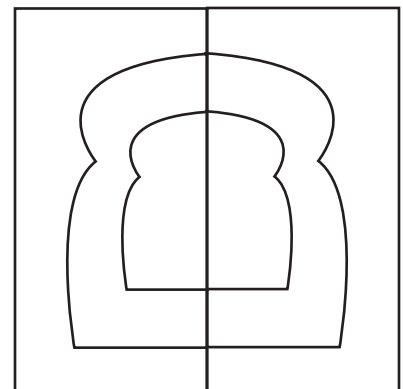
Flower #2



Pear



Dreidel



Toast